

KEY FEATURES

- Enclosed Switching Power Supply
- Universal Input: 90-264 VAC
- With P.F.C. Function
- Free Air Convection
- Ultra Compact Size: 5.0 x 3.24 x 1.5 Inches
- 3-Years Product Warranty



ELECTRICAL SPECIFICATIONS

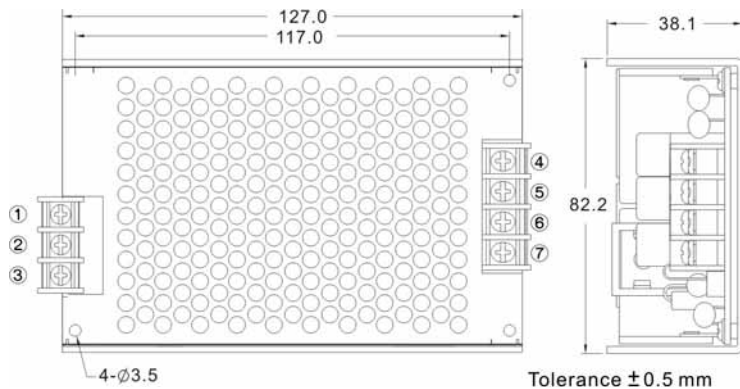
Model No.		AQF120E-12S	AQF120E-24S	AQF120E-48S
Max Output Wattage (W)		120W	120W	120W
Input	Voltage	90-264 VAC or 120-370 VDC		
	Frequency (Hz)	47-63 Hz		
	Current (Full load)	<2.0 A max. (115 VAC) / <1.0 A max. (230 VAC)		
	Inrush Current (<2ms)	< 30 A max. (115 VAC) / < 60 A max. (230 VAC)		
	Leakage Current	< 0.5 mA max.		
	Power Factor	PF>0.98 (115 VAC) / PF>0.94 (230 VAC) at Full Load		
Output	Voltage (V.DC.)	12V	24V	48V
	Voltage Accuracy	±2%		
	Current (Convection) (A) max	10	5	2.5
	Line Regulation	±1%		
	Load Regulation	±1%		
	Minimum Load	0%		
	Maximum Capacitive Load	470-23,000µF depending on model		
	Ripple & Noise	1% max.		
	Efficiency (typ.)	90%	91%	92%
	Hold-up Time	20 ms min.		
	Switching Frequency	100 kHz		
Protection	Over Power Protection	Auto recovery		
	Over Voltage Protection	Latch Off		
	Short Circuit Protection	Auto recovery		
Isolation	Input-Output (V.AC)	4000V		
	Input-FG (V.AC)	2000V		
	Output-FG (V.AC)	500V		
Environment	Operating Temperature	-10°C...+70°C (with derating)		
	Storage Temperature	-25°C...+85°C		
	Temperature Coefficient	±0.03%/°C (0~50°C)		
	Humidity	95% RH		
	MTBF	>50,000 h @ 25°C (MIL-HDBK-217F)		
	Vibration	10~500Hz, 2G 10min./1cycle, 60min. each along X, Y, Z axes.		
Physical	Dimension (L x W x H)	5.0 x 3.24 x 1.5 Inches (127.0 x 82.2 x 38.1 mm) Tolerance ±0.5 mm		
	Weight	400 g		
	Cooling Method	Free convection		
Safety & EMC	Safety Approvals	UL60601-1 / IEC60601-1		
	approval	cUL / UL		
	EMI / PFI conducted	EN 55011 class B, EN 55022 class B		
	EMC Standards	EN60601-1-2		
	ESD Susceptibility	EN60601-1-2		

Safety & EMC	Radiated Susceptibility	EN60601-1-2
	EFT / Burst	EN60601-1-2
	Surge	EN60601-1-2
	Conducted Susceptibility	EN60601-1-2

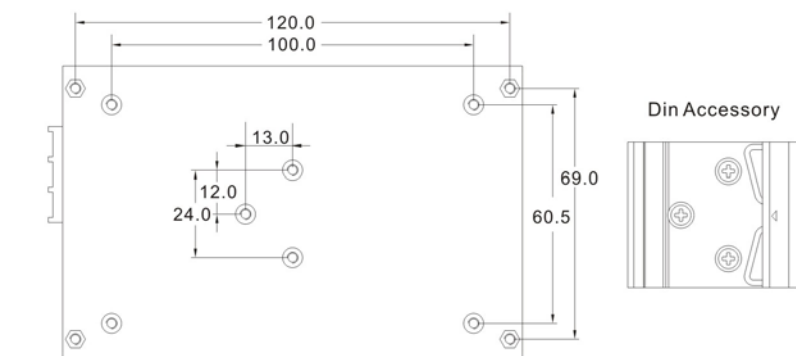
1. All specifications valid at nominal input voltage, full load and +25°C after warm-up time unless otherwise stated.

2. Ripple & Noise are measured at 20MHz of bandwidth with 0.1μF & 47μF parallel capacitor.

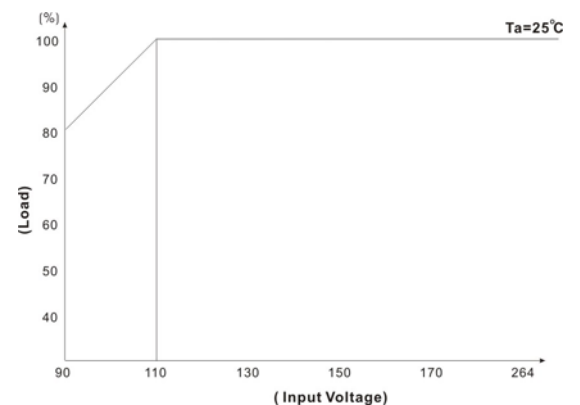
MECHANICAL DIMENSION (Top View)



PIN#	SINGLE
1	AC IN (L)
2	AC IN (N)
3	FG
4	+DC OUT
5	+DC OUT
6	-DC OUT
7	-DC OUT



DERATING



BLOCK DIAGRAM

Single Output

